

1. 대학정보시스템에 로그인 후 고지서 조회화면 가기 (Log in to view your Invoice statement)

등록금고지서출력(학생용) ×

등록금고지서출력(학생용) > 학사관리 > 등록 > 등록금고지 및 일괄처리

년도/학기
2023년도 1학기

국/영문구분
국문

※ 등록금 고지서를 조회 및 출력합니다.

등록금 고지서 조회 및 출력

※ 분납 신청한 학생만 해당되며, 분납 이전 등록금액에 대한 등록금 고지서를 조회 및 출력합니다. 해당 고지서는 은행 납부는 불가하며, 은행 납부용 고지서는 ""등록금 고지서 조회 및 출력"" 버튼을 이용해 주세요.

분납 이전 등록금 고지서 조회 및 출력

※ 외국인 유학생은 Flywire를 통해 등록금을 결제 할 수 있습니다.
International students may pay your tuition fees via Flywire.
Please note that payments can only be made during the designated tuition payment period.
Please make sure to check your tuition invoice before proceeding with payment.

Go to FlyWire

3. 납부할 금액확인 & 국적 선택

(Confirm Payment Amount and Choose Nationality)

Your payment

Woosong University - KRW Demo
receives

#	Amount* 2,657,600.00
---	-------------------------

Amount will be formatted in the destination currency, in this case South Korean Won. i.e. 10,000.00 for ten thousand KRW.

The payment will come from

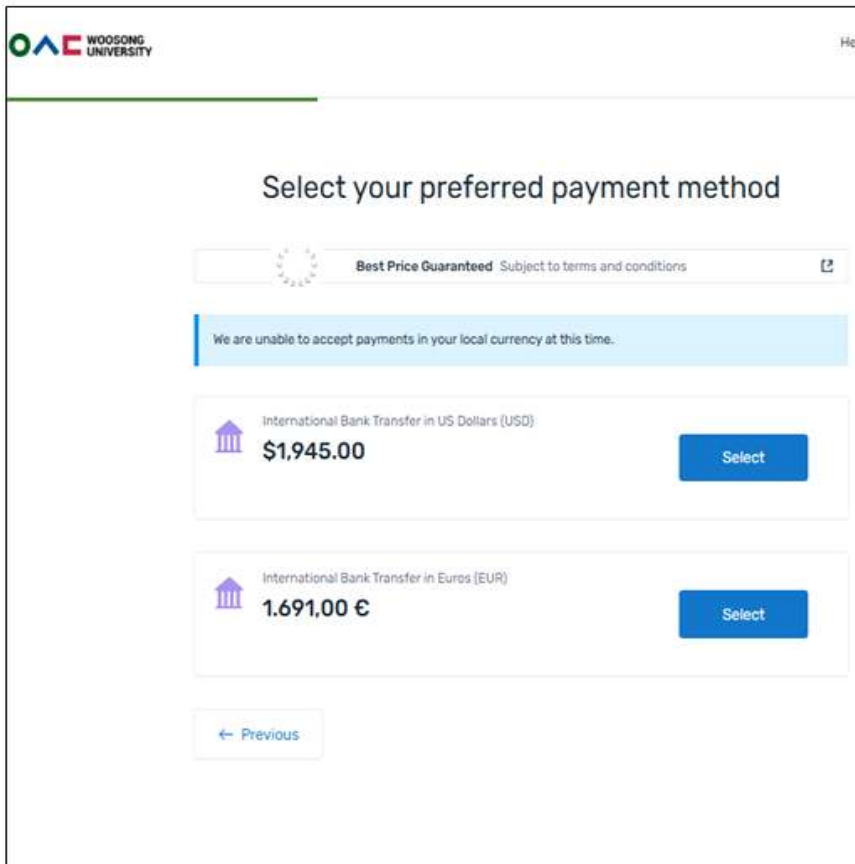
 

Next →

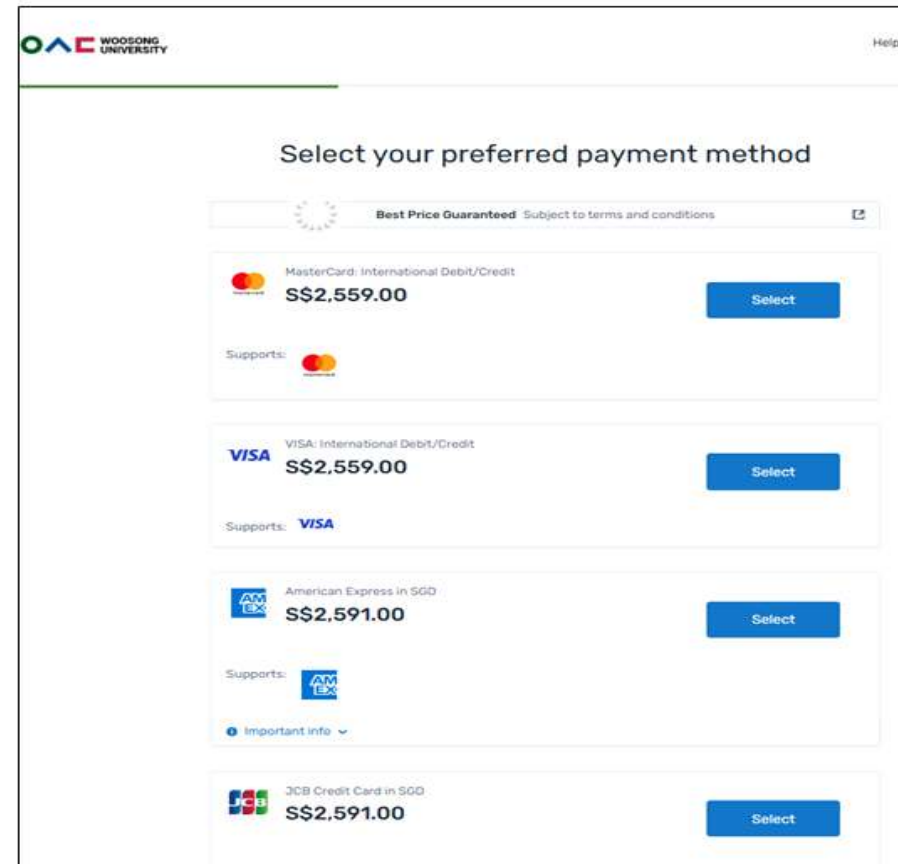
4. 납부할 방법 선택하기(나라마다 선택사항이 다를 수 있음) (Payment Method Selection)

-(Available payment options may differ by country)

방글라데시 선택 결제화면
(Current Nationality: Bangladesh)



싱가포르 선택 결제화면
(Current Nationality: Singapore)



5. 결제자 정보입력

(Please complete all required payer information fields.)

Payer information

 Please provide the details of the person whose card/bank account will be used to pay.

(*) required field

<input type="text" value="Email *"/>	<input type="text" value="First name *"/>
<input type="text" value="Middle name"/>	<input type="text" value="Family name *"/>
<input type="text" value="Address 1 *"/>	<input type="text" value="Address 2"/>
<input type="text" value="City *"/>	<input type="text" value="State / Province / Region"/>
<input type="text" value="Zip code / Postal Code"/>	<input data-bbox="1249 1066 1361 1098" type="text" value="+ 65"/> <input type="text" value="Phone number *"/>

Receive text notifications on your payment status


I would like to receive emails from Flywire about future discounts, promotions and offers.

I have read, understand, and agree to the Flywire [Terms of Use](#) and [Privacy Policy](#)

[← Previous](#)

[Next →](#)

6. 결제 입력정보 확인(Please confirm the payment information)

 WOOSONG UNIVERSITY Help

Review and confirm payment information

Payment information	You will send SS\$2,493.00
	Woosong University - KRW Demo will receive ₩2,657,600.00
	Country or region Singapore

Payment method	You selected Bank Transfer in Singapore Dollar (SGD)
-----------------------	--

Payer information	First name [Redacted]	Middle name [Redacted]
	Family name [Redacted]	Address 1 [Redacted]

Address 2 -	City [Redacted]
State / Province / Region [Redacted]	Zip code / Postal Code [Redacted]
Country [Redacted]	Phone number +65 00000000
Email test_payment@flywire.com	

Student Information	Student ID [Redacted]	Student Full Name [Redacted]
----------------------------	--------------------------	---------------------------------

i We will use **test_payment@flywire.com** and **+65 00000000** as contact details for notifications and any payment-related issues. [Edit details](#)

← PreviousNext →

7. 결제완료 및 영수증 출력 (Receipt & Payment Confirmation)

₩2,490.00

You send

flywire

₩2,657,600.00

Woosong University - KRW Demo receives

PAYMENT PENDING [More info](#)

Payment ID: [REDACTED]

Complete your bank transfer to Flywire now!

[How to make a bank transfer?](#)

Make a payment using PayNow "Scan to Pay"



Or make a bank transfer to Flywire



Transfer the funds before: **August 1, 2025**
Flywire will receive the funds: **2-3 business days** after you initiate the transfer

Amount to pay **₩2,490.00**

Reference / Payment ID

[REDACTED]

You must include this reference so we can identify your payment.

Remittance Information / Reference

[REDACTED] - Woosong University - KRW Demo

[Download instructions for the bank transfer](#)

Add this payment to your Flywire account

[Add payment](#)

[Log in](#) or [Sign up](#) to manage your payment:

[Edit payment details](#)

[SMS notifications](#)

[Cancel payment](#)

[Download payment receipt](#)

Your payment receipt will be available for download after the payment is complete.

Share your payment details

[Share](#)